

SERVICE BULLETIN

DATE: August 14, 1983

BULLETIN NUMBER: 125

MODEL: All (Propulsion & Generators)

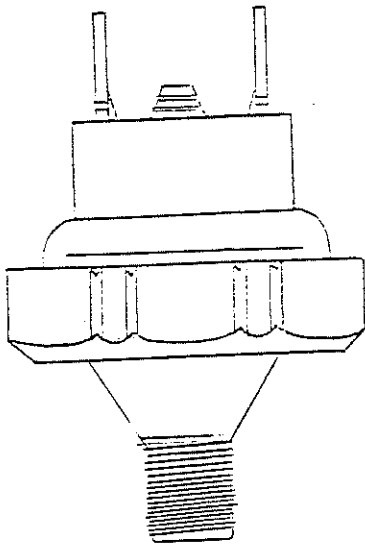
SUBJECT: Oil Pressure Switches

When removing and installing oil pressure switches of the type illustrated below, care should be taken to use the correct type socket specifically designed to correctly fit the metal circumference of these switches.

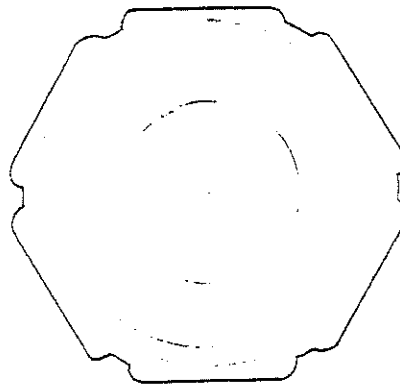
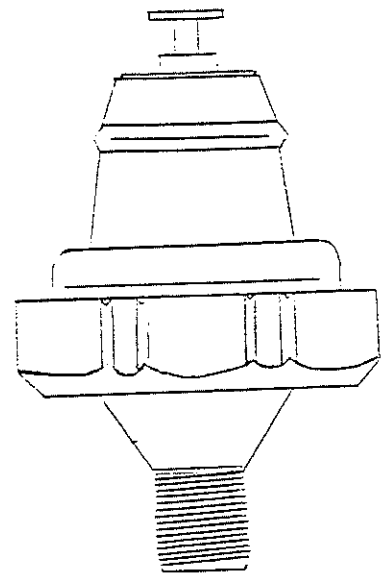
The correct socket can be acquired through well-known tool manufacturers such as Snap-On, New Britain, Cromwell, Proto and others. The use of channel lock pliers, vise-grips or pipe wrenches, is not advised, in that they may cause damage to the seal between the metal body and the plastic center insert, resulting in a leak and/or switch failure.

ILLUSTRATION

DUAL PRONG



SINGLE PRONG



Distribution: Master Distributors, OEM's, Registered Manual List

W WESTERBEKE
WESTERBEKE CORPORATION
AVON INDUSTRIAL PARK, AVON, MA 02322 • TEL: (508) 588-7700